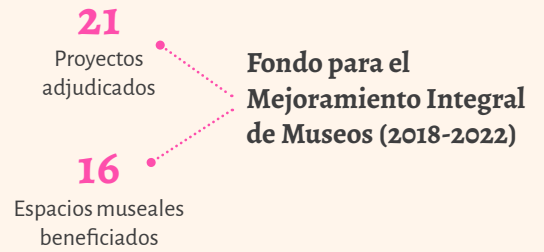
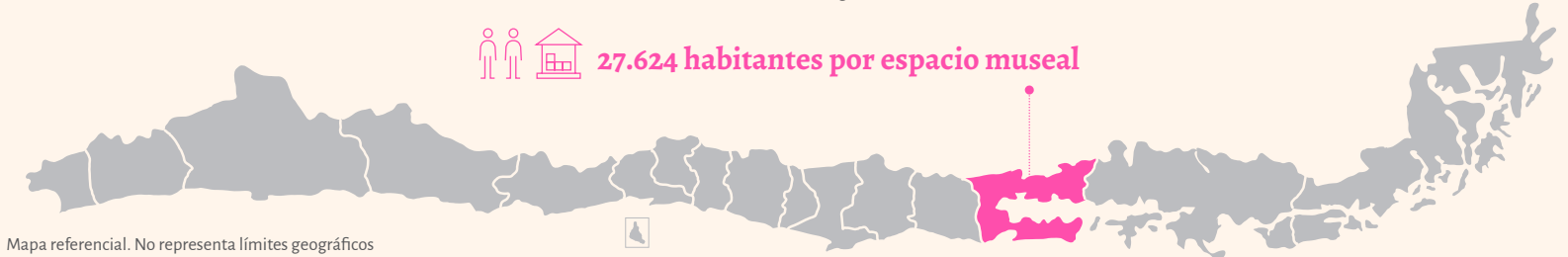


LOS LAGOS

30 ESPACIOS MUSEALES CATASTRADOS*

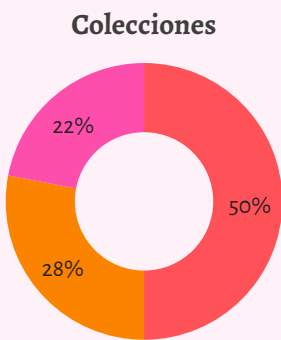


27.624 habitantes por espacio museal

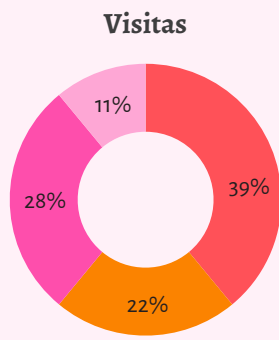


18 ESPACIOS MUSEALES CON REGISTRO COMPLETO**

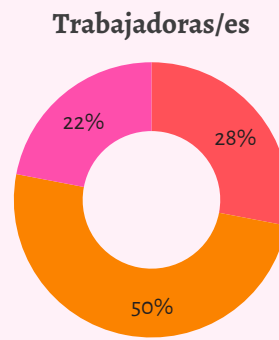
CARACTERÍSTICAS GENERALES



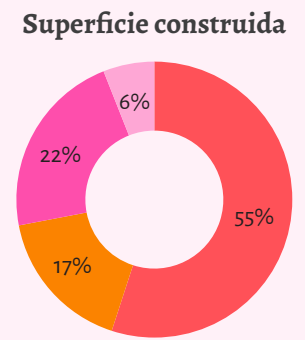
- 1 a 300 objetos
- 301 a 2.000 objetos
- 2.001 a 15.000 objetos



- 0 a 1.000 visitas
- 1.001 a 5.000 visitas
- 5.001 a 20.000 visitas
- 20.001 o más visitas



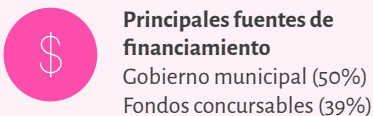
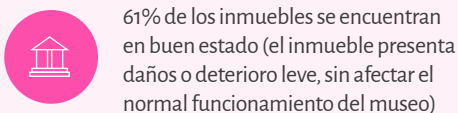
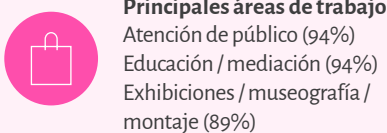
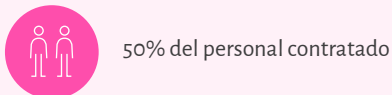
- 1 a 3 trabajadoras/es
- 4 a 13 trabajadoras/es
- 14 a 39 trabajadoras/es



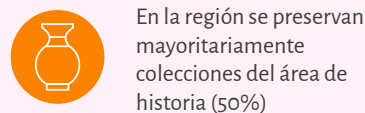
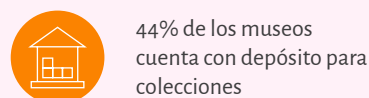
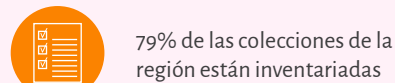
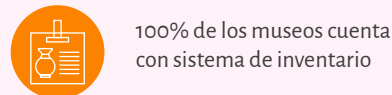
- 1 a 300 m²
- 301 a 1.000 m²
- 1.001 a 2.500 m²
- 2.501 m² o más

FUNCIONES MUSEALES


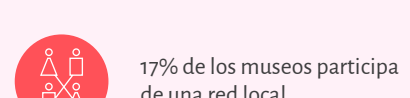
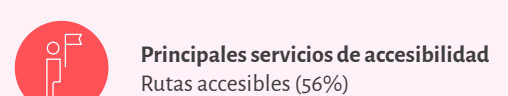
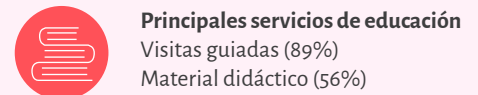
Institucional



Gestión de colecciones



Vinculación con el entorno



* Espacios de la región inscritos en el Registro de Museos de Chile.

** Espacios de la región que actualizaron su registro durante el 2023 con la información correspondiente al periodo 1 de enero- 31 de diciembre del 2022.

Fuente: Registro de Museos de Chile, 18 de abril de 2023.